



RM-26-HC

Glass Door Merchandiser with Swing Door



RM-26-HC
04/18/19
Item # 13518

W x D x H
30" x 29.75" x 78"

RM-26-HC



Dimensions / Capacity

One Section RM-26-HC

Interior Storage Capacity (CF)	26 ft ³
Overall Width x Depth	30" x 29.75"
Height	78"
Depth with Door Open	58.1"
Adjustable Shelves	5
Shelf Dimensions (W x D)	25.75" x 24"
Crated Shipping Weight	340 lbs.
Crated Width x Depth x Height	34" x 34" x 82"

Electrical / Refrigeration

One Section RM-26-HC

Voltage	115/60/1
HACR Breaker	15.0 Amps
Electrical Connection (NEMA)	5-15P Ⓢ
Voltage Range	104-126
Ambient Temp. Range	60° to 86°F
Control Setpoint Range	28° to 40°F
Amperage	3.2
Energy Consumption (kWh/day) @ASHRAE	1.81
Approx. Nominal Compres. BTU/HR (HP)	1217(1/3HP)
Refrigerant / Charge Amount (oz)	R290 / (2.5oz)

Options

Warranty

- Organizer shelf (HS-5291) 4" Casters (HS-5288)
 Price tag holder (HS-5292)
 Epoxy Shelf (HS-5317)

* 3 Year - Parts and Labor on entire machine.
 5 Year - Parts on Compressor
 Valid in United States, Canada, Puerto Rico and U.S. Territories. Contact factory for warranty in other countries.

Item #: _____
 Project: _____
 Qty: _____
 AIA#: _____


Features

- ▶ Curved vertical corners with silver aluminum exterior provide enhanced product display
 - ▶ Forced air evaporator for quick temperature pull down
 - ▶ Energy saving hot gas loop on front edge of cabinet helps prevent condensation
 - Environmentally friendly R290 hydrocarbon refrigerant
 - Listed under NSF/ANSI Standard 7 for the storage and/or display of packaged or bottled products
 - Large glass door is energy efficient Low-E multi pane glass
 - Doors are standard with locks
 - (5) white epoxy coated shelves per section with product stops are standard
 - LED illuminated exterior graphic display
 - Energy efficient vertical LED interior lights illuminate products on display
 - Door is mounted on heavy duty hinges with self-closing mechanism
 - Silver painted aluminum exterior with NSF approved white steel interior and stainless steel floor
 - Time-initiated automatic defrost
 - Environmentally friendly CFC-Free Polyurethane insulation with cyclopentane blowing agent
 - Stainless steel shelf clips adjustable in 1/2" increments on anodized aluminum supports
 - Refrigerant flow is controlled with a capillary tube
 - 8 Foot cord and plug
 - 2 inch leveling legs standard
- Capacity:
 20 oz. bottles: 360
 12 oz. bottles: 900



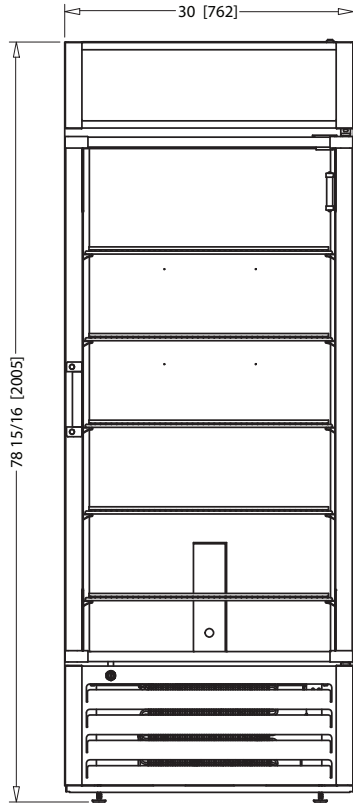
RM-26-HC

Glass Door Merchandiser with Swing Door

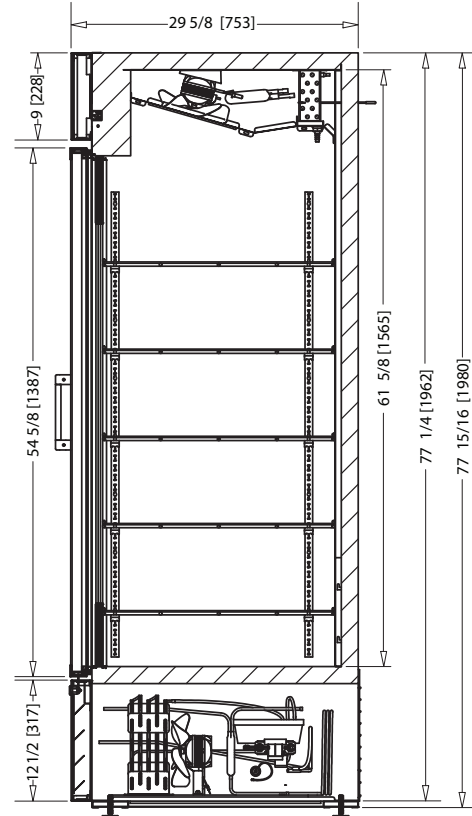


RM-26-HC
04/18/19
Item # 13518

FRONT VIEW

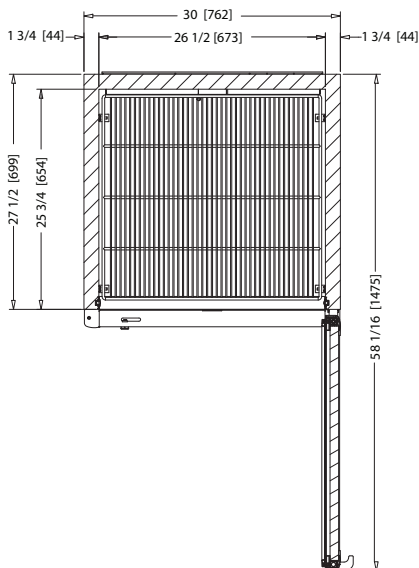


SIDE VIEW

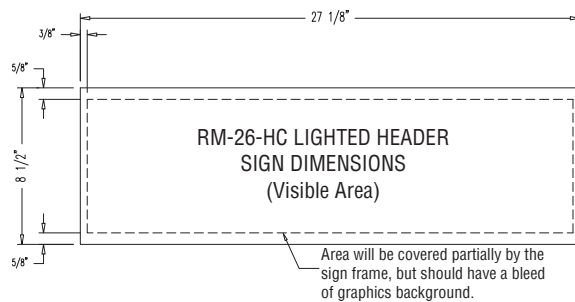


inch [mm]

PLAN VIEW



HEADER DIMS



Graphic Requirements:

- 360 dpi resolution. Scale 1=1
- Colors for CMYK process
- Image with 1/4" of excess by side
- Graphics must be saved in photoshop (with layers) (or your sign company file type requirements)
- Include a full color print out

Material Requirements:

- Thickness: 1/16" (1.5mm)
- Good- Acrylic/Pexiglass, Better - high impact acrysteel, acrylite SG
Best- Super impact Lexan, Lexan SG Polycarbonate

Note: Texts and important parts of the image should be within the visible area. The visible area is illustrated by dotted lines when it applies.